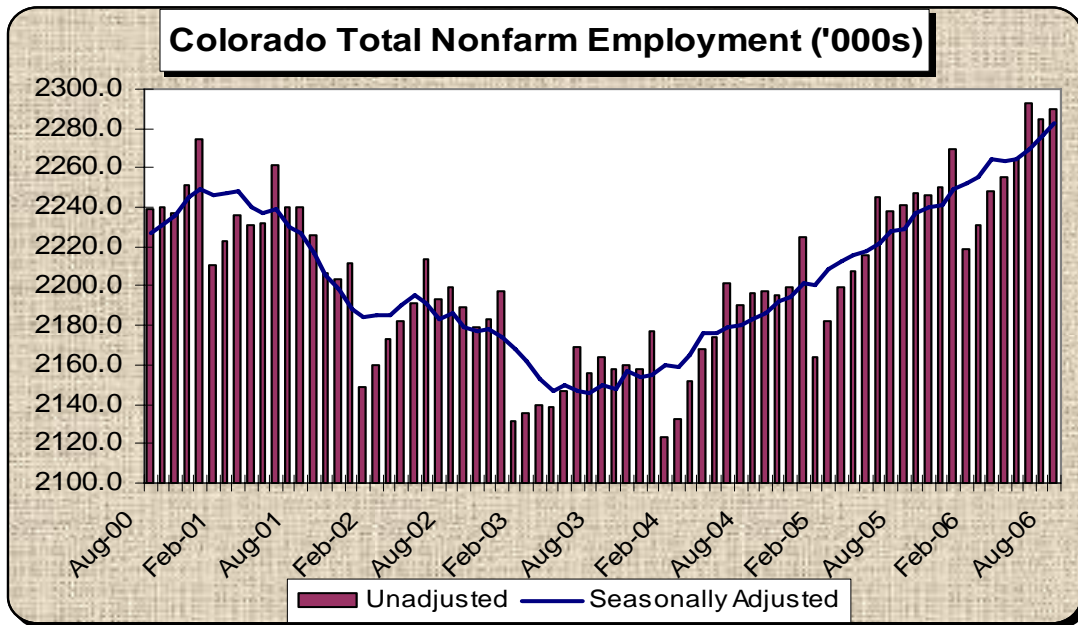


Colorado Preliminary Estimates By: Chris Akers

Total Nonfarm Wage and Salary Employment: + 5,800 (0.3%)

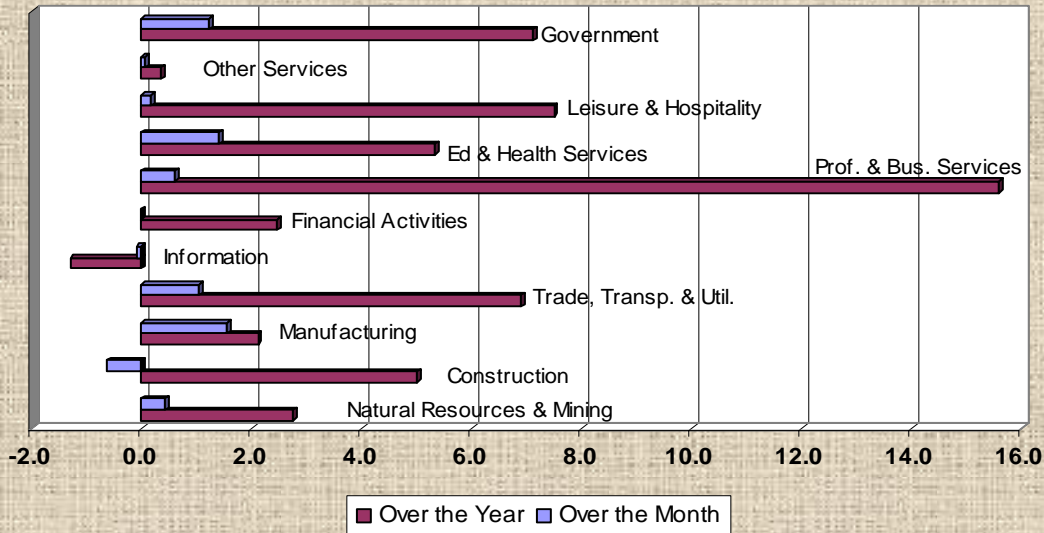
Seasonally adjusted



Colorado's payrolls expanded by 5,800 this month, pushing total nonfarm employment to another record level of 2,282,600. This is the largest August increase since 2000, and it is 11.6 times stronger than last year's advance. Manufacturing added 1,500 new hires to experience the biggest job gain of the seven industries with growing employment. Education & health services' employment rose 1,400, government gained 1,200 positions, and trade, transportation & utilities (TTU) added 1,100 jobs to round out the top four monthly gainers. Professional & business services and natural resources & mining followed with 600 and 500 new hires, respectively, while leisure & hospitality inched up 200. Construction payrolls shed 600 workers and information edged down 100, while financial activities and other services remained unchanged.

The State has been in an expansion since January of this year, and total employment now exceeds the December 2000 peak by 1.5%. In the last twelve months, 53,800 have been added to payrolls, growth of 2.4%. While this marks the State's fastest growth rate since March 2001 and it is 9.1% faster than the prior year trend, unadjusted growth of 2.2% (48,800 jobs) is in line with the average over the past year. Professional & business services accounted for 29% of the seasonally adjusted growth with a 15,600 position expansion over the year. Leisure & hospitality and government added 7,500 and 7,100 jobs, respectively, but the unadjusted increase in each industry was closer to 5,600. TTU employment is up 6,900, education & health services rose 5,300, and construction added 5,000 jobs in the past twelve months. Natural resources & mining gained 2,800 positions and was the State's fastest expanding industry at 16.0%. Financial activities edged up 2,500 and manufacturing experienced its largest over the year gain in five and a half years with 2,100 new hires. Information continued its protracted decline, but posted its smallest contraction in five years by relinquishing 1,300 workers since last August.

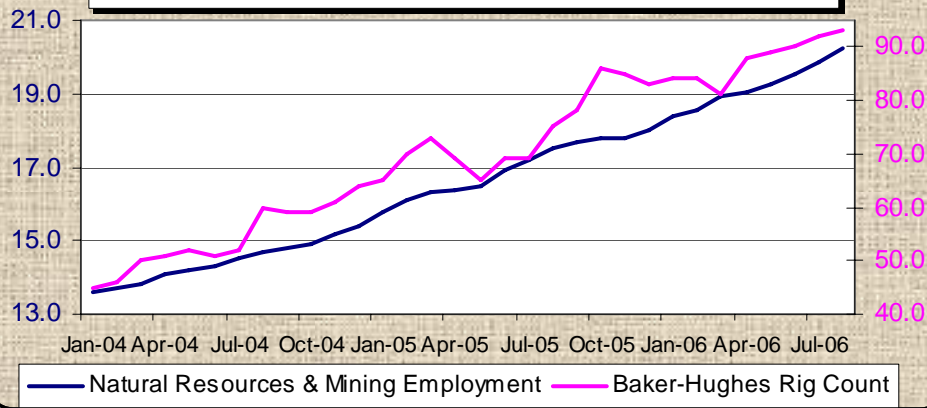
Colorado Supersectors: August Over the Month and Over the Year Changes ('000s, seasonally adjusted)



Natural Resources & Mining: + 500 (2.5%)

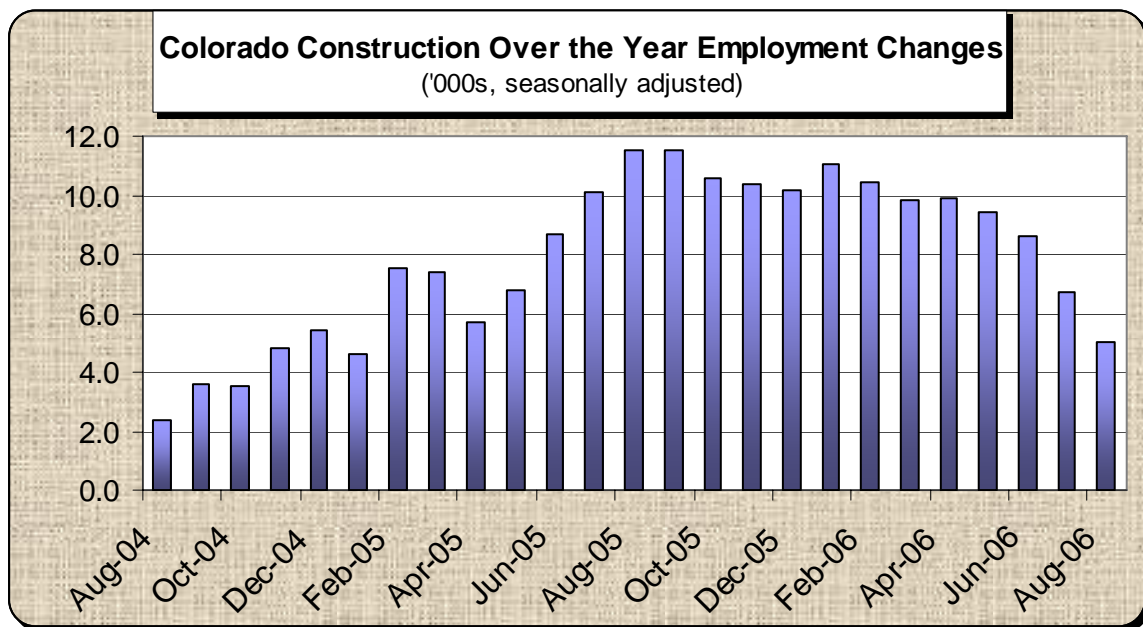
Continuing its stellar employment growth, natural resources & mining experienced its largest monthly employment gain in over sixteen years by adding 500 jobs in August. This industry has been enjoying a strong expansion since November 2002 and has enjoyed the fastest annual growth of all supersectors since October 2003. Industry payrolls have expanded by 2,800 in the last twelve months. Annual growth of 16.0% is more than three and a quarter times larger than the next fastest expanding industry, professional & business services, but it is marginally slower than the prior year trend. A sustained period of high oil and gas prices has led to strong growth in this industry and caused the number of Baker-Hughes rigs drilling in the state to mushroom over the past three years. The quantity of rigs drilling has more than doubled from 43 in August 2003 to 93* this month, with growth averaging 38.8% per year. Similarly, the number of workers in this industry has increased from 14,300 to 20,300, for average annual growth of 16.3% over this same three-year period.

Natural Resources & Mining Employment Growth vs. Baker-Hughes Rig Count Growth
(employment in '000s, seasonally adjusted)



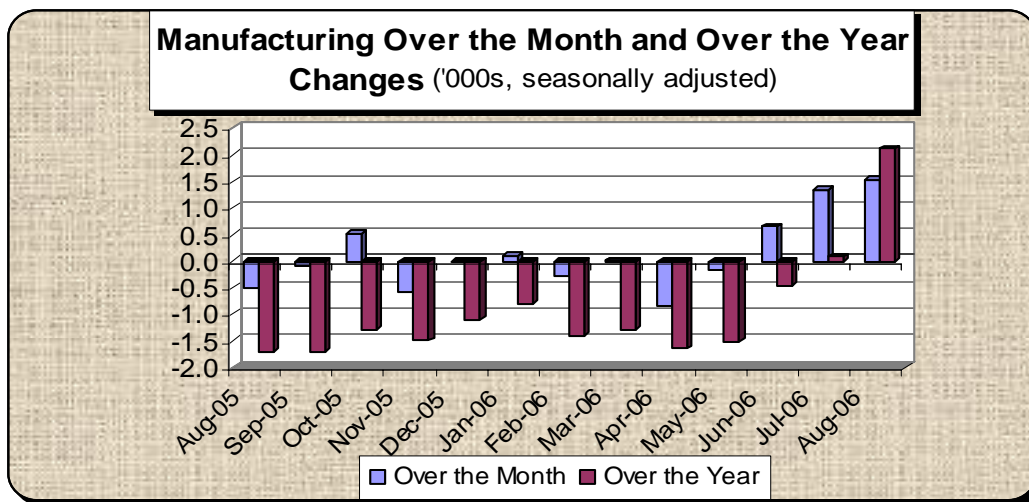
Construction: - 600 (0.4%)

After remaining unchanged last month, construction employment edged down 600 in August. This also marks the first time since January that none of the three industry sectors realized unadjusted growth. Heavy & civil engineering payrolls remained unchanged, while construction of buildings and specialty trade contractors shed 100 and 300, respectively. Since last August, supersector employment has increased by 5,000. While this 3.1% growth is the third fastest in the State, it is less than half of the prior year trend. Last year at this time, construction posted the largest twelve-month employment gain (11,500) of the eleven supersectors. This August it is in the middle of the pack with five industries adding more positions over the year. Heavy & civil engineering is partially responsible for this smaller expansion as there are an unadjusted 800 (3.6%) fewer people working in this sector than one year ago. Likewise, specialty trade contractors' 4,000 new hires is only half the number added last August and its 3.5% growth is half of the prior year trend. Construction of buildings outpaced the industry with a 4.9% expansion (1,600 jobs). However this marks the first time in fourteen months that the twelve-month rate of growth in this component has fallen below 6.0%.



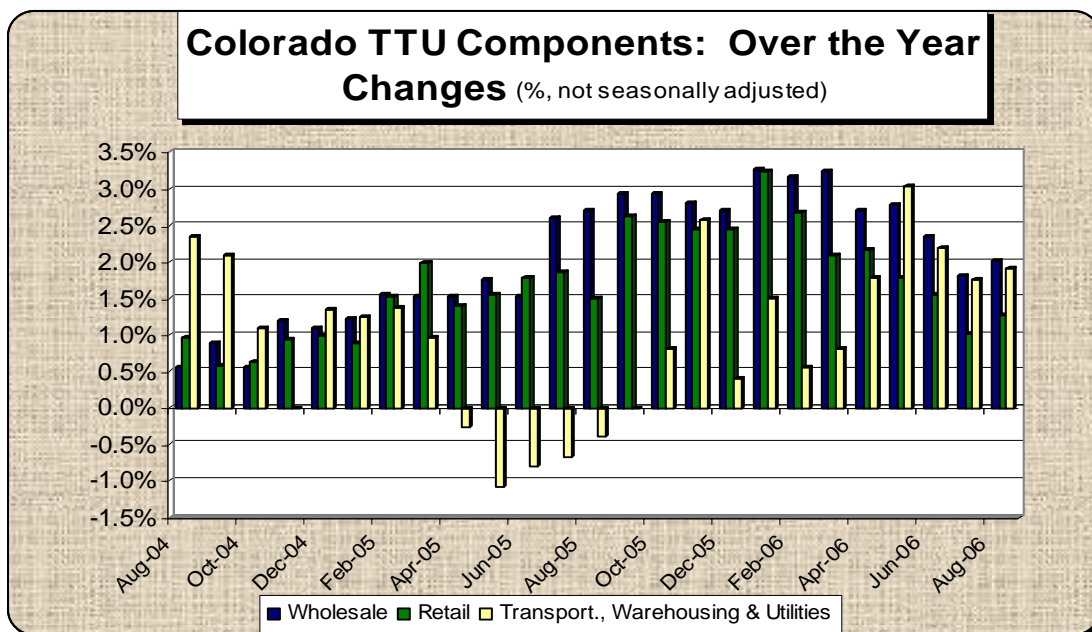
Manufacturing: + 1,500 (1.0%)

With 1,500 new hires this month, manufacturing experienced the strongest over the month advance of the eleven supersectors. This marks the first time in more than eight years that this industry has enjoyed this distinction. For the fourth consecutive month, nondurable goods was responsible for most of manufacturing's growth. This sector added an unadjusted 600 jobs with food and beverage manufacturers each contributing 100 positions. An increase of 400 workers in fabricated metal manufacturing enabled durable goods to overcome a small decline in computer & electronic product manufacturing and add 500 to its payrolls. The recent strength in nondurable goods has enabled manufacturing to experience its fastest twelve-month expansion in nearly eight years at 1.4% (2,100 positions). Nondurables contributed an unadjusted 1,700 new hires and its 3.4% growth was the fastest since the end of 1998. Durable goods payrolls are 800 below the level of last August, but this 0.8% contraction is the slowest in the past seven months. Computer & electronic product manufacturing continues to be a drag on durable goods as it has shed 2,000 positions (6.7%) in the last twelve months.



Trade, Transportation, & Utilities (TTU): + 1,100 (0.3%)

TTU experienced its second largest monthly advance of 2006 by adding 1,100 positions in August. With this increase, industry employment of 420,100 now stands at the same level as the beginning of the year. Retail trade edged out wholesale trade as the biggest contributor to this month's gain, with employment in each sector growing by 500 and 400, respectively. Durable goods wholesalers employment jumped 500 over the month to account for the entire increase in wholesale, while motor vehicle & parts dealers accounted for 40% of the growth in retail trade. Three hundred new hires in truck transportation offset a decline in couriers & messengers and transportation, and warehousing & utilities (TWU) payrolls inched up 100.

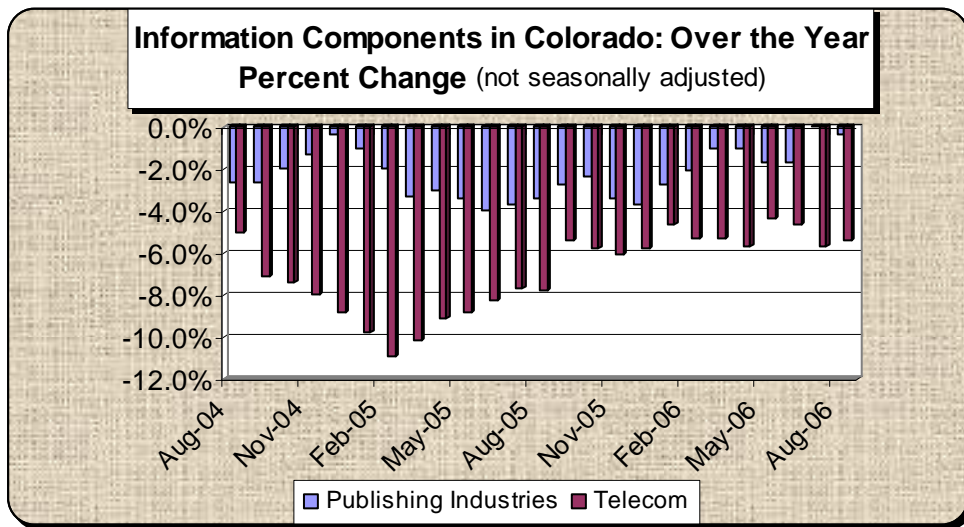


In the last twelve months, supersector employment has increased by 6,900 or 1.7%. This is 20.7% weaker than the prior year trend, but it is also the strongest advance in the past three months. Retail trade was the only sector to lag the industry with unadjusted growth of 1.3% (3,100 new hires). This expansion is marginally faster than last month, but it is 40.9% below the prior twelve-month average. This smaller than proportionally expected gain in retail occurred despite the creation of 2,300 (9.7%) positions in building materials & garden supply stores. Wholesale trade set the pace for the sectors

with 2.0% growth (1,900 jobs) in the last twelve months, but this is 28.6% slower than the prior year trend. The 1.9% (1,400 positions) expansion in TWU was marginally faster than last month and was nearly 50% faster than the average twelve-month growth in this sector. This gain occurred in spite of no published components exhibiting growth and three – air transportation, couriers & messengers and warehousing & storage – shedding 1,000 jobs collectively.

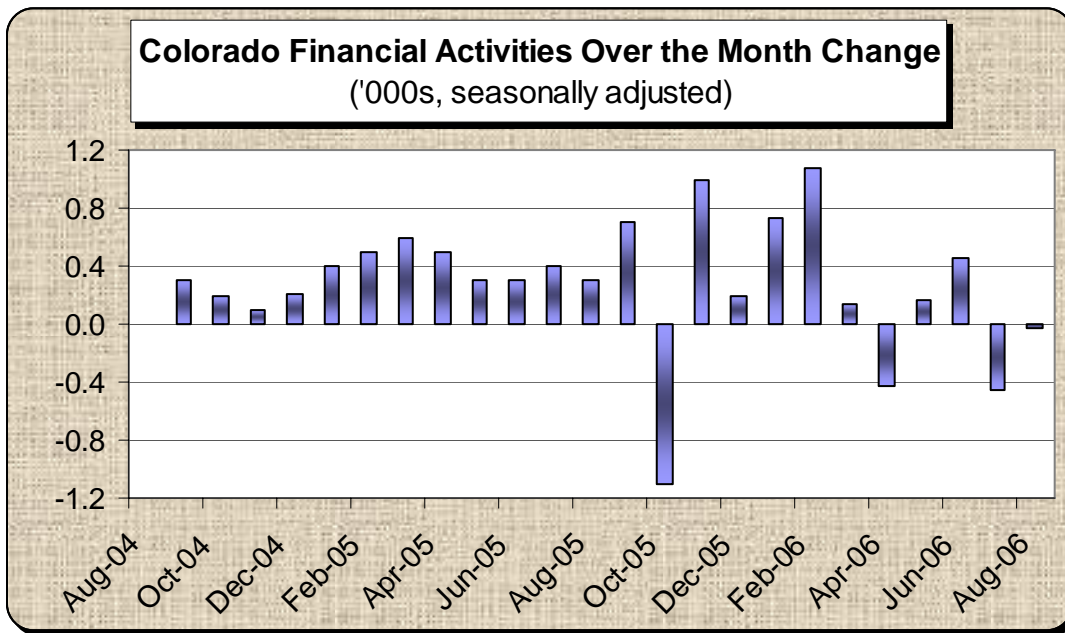
Information:** - 100 (0.1%)

For the second consecutive month, information payrolls were little changed, edging down 100. Both telecommunications and publishing industries trended down 100 in August, so publishing industries employment remains 300 higher than telecom. Five years ago, there were 25% more people working in telecommunications than in publishing industries. The protracted decline in telecom has translated into a continued contraction in supersector employment. Since last August, 1,300 people have been trimmed from information payrolls. Due to increasing strength in publishing industries, the 1.7% over the year contraction in information is the weakest since this industry began declining five years ago. Publishing industries payrolls are down 100 from last August's level and this 0.3% contraction is 87% stronger than the prior year trend. Telecom's 5.4% (1,600 jobs) annual contraction is marginally slower than in July, but is in line with the prior twelve-month average.



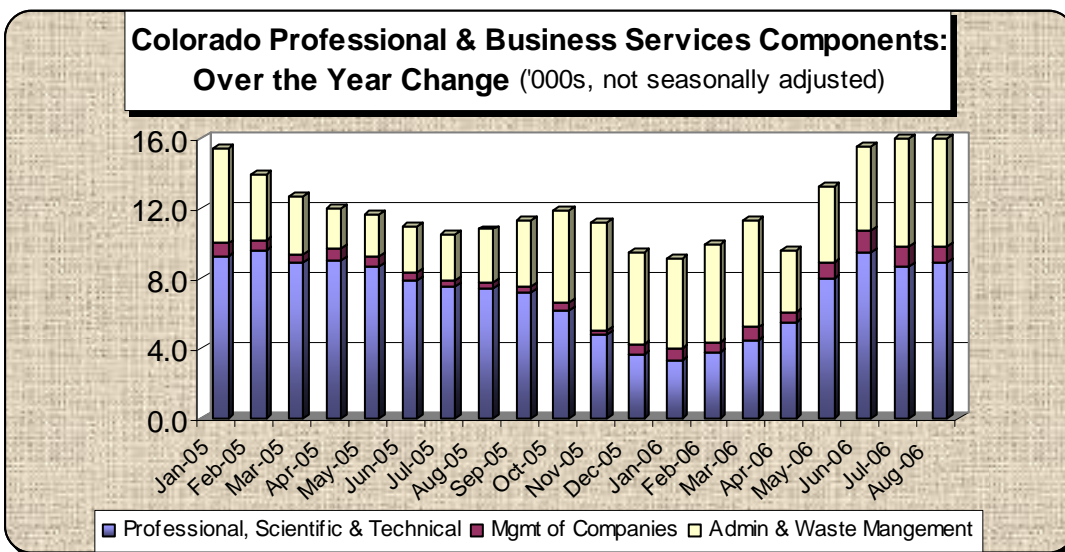
Financial Activities: Unchanged

Financial activities payrolls remained at the same level as last month. Finance & insurance's unadjusted 400 new hires, double the amount normally added this month, were evenly split between credit intermediation and insurance carriers. Real estate, rental & leasing experienced its first August employment decline since 2001 by edging down 100. This small drop occurred despite the addition of 100 positions in real estate, a component that comprises 72% of sector employment. With 2,500 (1.6%) jobs added since last August, financial activities experienced its weakest twelve-month advance in a year and a half. Likewise, real estate, rental & leasing experienced its slowest over the year expansion since last January by adding an unadjusted 700 (1.4%) new jobs. The real estate component grew by 2.0% and accounted for all of the sector's growth. Finance & insurance has added 2,100 new hires in the past twelve months, but this 1.9% growth is 21% weaker than the prior year average. Both credit intermediation and insurance carriers contributed 800 positions to the sector's expansion for respective growth of 1.5% and 2.0%.



Professional & Business Services: + 600 (0.2%)

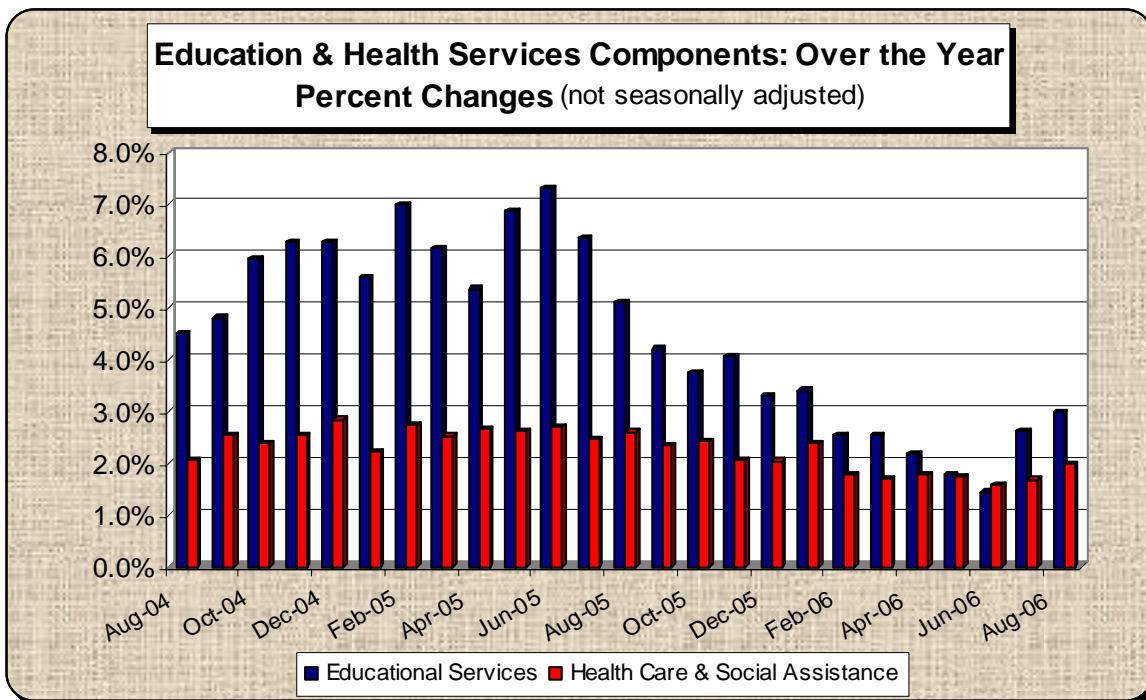
Professional & business services experienced its eighteenth consecutive month with expanding employment, rising 600 in August. Although this is a typical advance for this month, it is less than half of the prior year trend. Professional, scientific & technical services payrolls gained 600 on an unadjusted basis, with 83.3% of these positions found in computer systems design. Management of companies edged down 100 to experience only its second monthly decline in 2006. The catchall administrative, support, waste management & remediation sector mirrored its prior year average by gaining 500 jobs this month. This highly seasonal sector typically enjoys strong monthly growth from March through August and sizeable declines from September through February. Employment services was the driving force behind this gain with 1,900 new hires, while services to buildings & dwellings and business support services partially offset this increase by shedding 700 and 300 jobs, respectively.



This supersector has been one of the driving forces of the State's over the year employment expansion, accounting for 29.0% of the total nonfarm growth in the State. It is the second fastest expanding industry and its 4.9% annual advance is more than twice the pace of the State's. Of the 15,600 positions added since last August, 70.5% of them, or 11,000, were created in the first eight months of this year, representing an increase of 86% over the same period of 2005. Professional, scientific & technical services contributed an unadjusted 8,900 new hires to the industry's twelve-month growth. This 5.7% expansion is 42.5% faster than its prior year average. Growth in the catchall administrative sector lagged the industry for the fifth consecutive month after outpacing it in the previous six. Its 4.4% (6,300 jobs) expansion was marginally slower than last month, but is 18.9% above the average over the past year. Management of companies experienced its smallest twelve-month gain in three months; but its 3.6% (900 new hires) expansion is one percentage point higher than the prior year average.

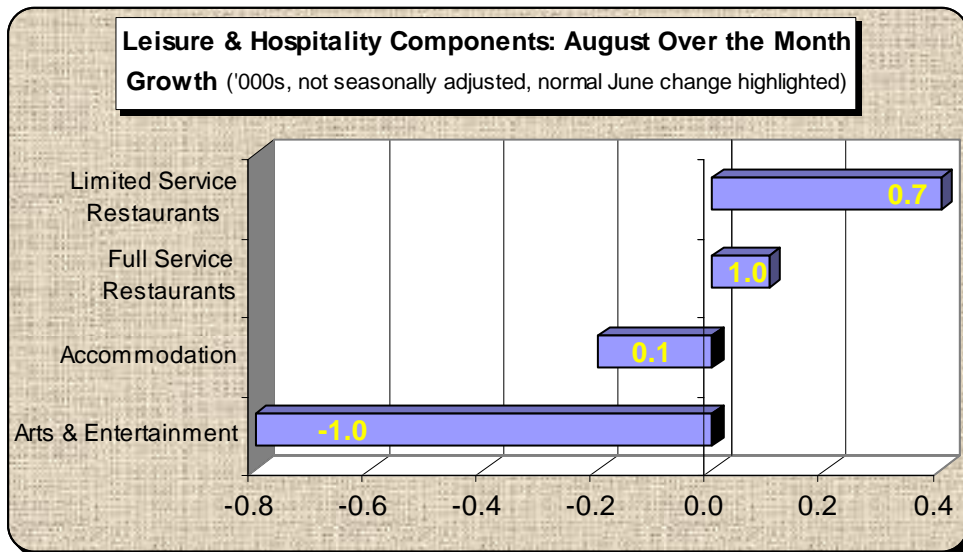
Education & Health Services: + 1,400 (0.6%)

Strong growth in health care & social assistance allowed education & health services' payrolls to rise by 1,400 in August. This large sector, which comprises 87% of industry employment, added an unadjusted 1,700 new hires, with its health care components accounting for 1,100 of them. Ambulatory care added 700 positions this month, while hospitals and nursing & residential care facilities edged up 300 and 100, respectively. Social assistance saw its largest monthly gain in two years by adding 600 jobs, and educational services experienced a typical monthly movement, edging up 100. In the last twelve months, employment in this industry has increased by 5,300, growth of 2.4%. This represents this industry's fastest expansion in ten months and is 14% stronger than the prior year trend. Unadjusted growth of 2,100 and 1,400, respectively, in ambulatory care and social assistance was responsible for two-thirds of the industry's new hires. Educational services' 3.0% (800 positions) over the year expansion is its fastest in six months and is in line with the prior year average.



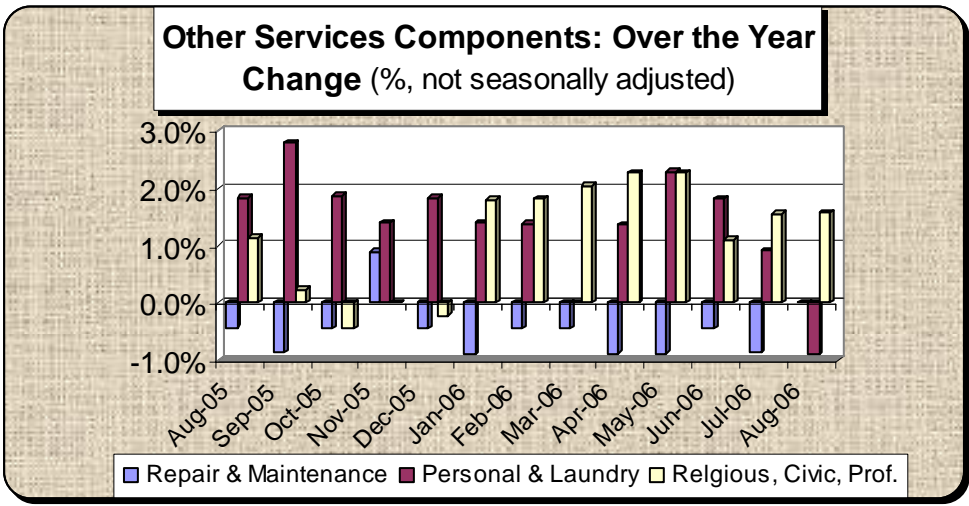
Leisure & Hospitality: + 200 (0.1%)

Leisure & hospitality payrolls trended up 200 in August, this industry's seventh consecutive monthly increase. On an unadjusted basis, arts, entertainment & recreation experienced a fairly typical seasonal decline of 800 workers. Accommodation & food services realized smaller than normal growth of 1,100 due to its accommodation component shedding 200 positions. Food services & drinking places gained 1,300 new hires, despite respective growth of only 100 and 400 in full service and limited service restaurants. There are now 7,500 more people working in this industry than one year ago, growth of 2.9%. While this is 61% stronger than the prior year average and represents the fastest expansion in seventeen months, much of this growth can be attributed to the seasonal adjustment. Unadjusted leisure & hospitality payrolls have grown by 5,500 over the year and this 2.0% expansion is only marginally higher than the average over the past twelve months. Arts, entertainment & recreation employment has changed little since last August, inching up 100 (0.2%), while accommodation & food services accounted for the remaining 5,400 (2.4%) new hires. Accommodation payrolls are unchanged, so this entire gain was the result of a 3.0% expansion in food services & drinking places. Limited service restaurants had the lion's share of this growth with 3,700 (5.4%) new jobs, and full service restaurants trended up 500 (0.5%) over the year.



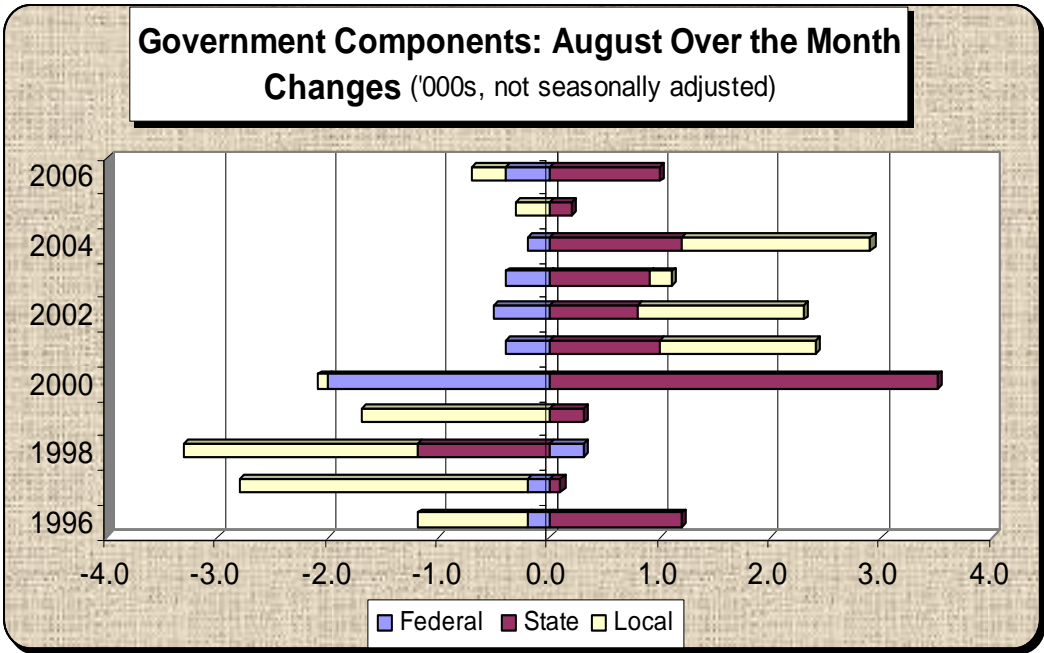
Other Services: Unchanged

With employment remaining static in August, it has now been six months since other services has recorded over the month growth. Repair & maintenance was the only sector that enjoyed unadjusted growth this month, but its 200 new hires were negated by personal & laundry services shedding the same number of workers. The catchall religious, grantmaking, civic, professional, & similar organizations sector shed 300 jobs for the second straight August. As a result of the lack of growth in the past six months, other services employment has only increased by 300 over the year. This 0.3% expansion is the weakest since January 2004 and is about two-thirds below the prior year average. The catchall organizations sector was responsible for nearly all of this growth with an unadjusted 700 (1.6%) positions added over the last twelve months. Repair & maintenance payrolls are at the same level as one year ago, marking the first time in eight months that the over the year change in this sector was not negative. Personal & laundry services mimicked its monthly change by shedding 200 (0.9%) positions in the past twelve months.



Government: + 1,200 (0.3%)

Government added 1,200 new hires to account for just over one-fifth of the total nonfarm growth this month. All three sectors experienced typical August changes, but State government with unadjusted growth of 1,000, was the only one that recorded higher employment. Federal government shed 400 jobs and local government trended down 300. Local education payrolls rose 900, while State education notched down 200 this month. In the last twelve months, the number of people working in the public sector has grown by 7,100. This 2.0% expansion matches the industry’s fastest advance since December 2002; however it appears that the growth is being inflated by the seasonal adjustment factor. On an unadjusted basis, supersector employment is up 5,700 since last August. This 1.7% advance is the strongest in five months and is 21.4% stronger than the prior twelve-month average. Federal government shed 600 (1.1%) jobs to offset the 600 (0.8%) position expansion at the State level. This growth of State payrolls occurred despite the loss of 600 educator jobs over the year. Local government was the driving force behind the industry’s growth as this sector has added 5,700 (2.6%) jobs since last August, with 2,000 (1.9%) of them coming from its educational component.



*Source: Colorado Oil & Gas Conservation Commission

****Not Seasonally Adjusted:** The information supersector is not seasonally adjusted in Colorado. This supersector does not meet the Federal Bureau of Labor Statistics guidelines that justify applying a seasonal adjustment factor.

Produced By:

State of Colorado: Bill Owens, Governor

Colorado Department of Labor & Employment: Rick Grice, Executive Director

Labor Market Information: Alexandra E. Hall, Director

Current Employment Statistics (CES): Joseph F. Winter, Program Manager

Contact Information:

Visit the CES Home Page: <http://www.coworkforce.com/lmi/CES/ceshome.asp>

Phone: Labor Market Information (303) 318-8850

Email: lmi@state.co.us

These Current Employment Statistics data and any accompanying analysis are in the public domain and, with appropriate credit, may be reproduced without permission.

Please reference, Source: "Colorado Department of Labor and Employment, Labor Market Information".